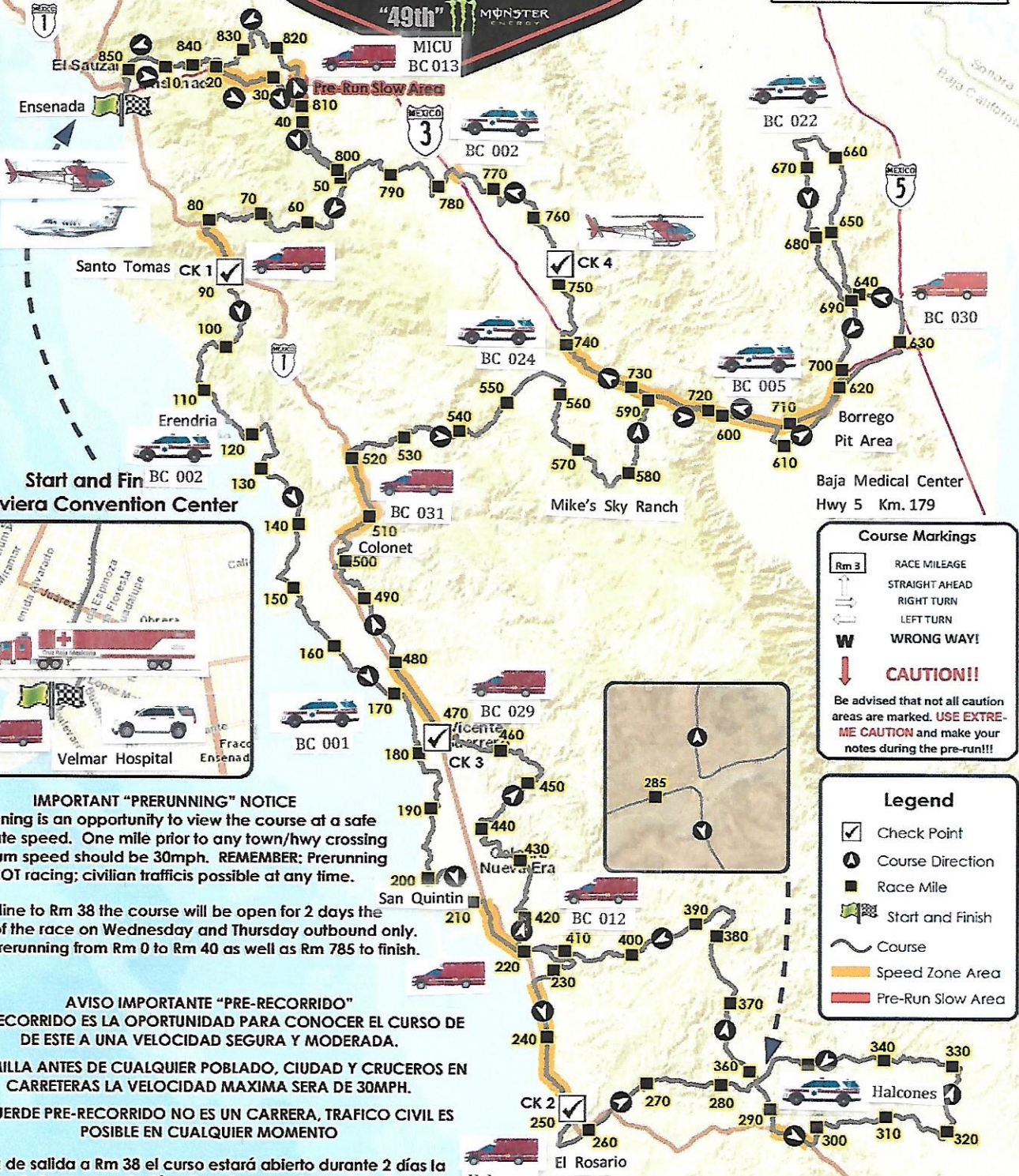
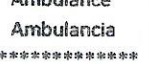



One Loop, Approx. 854 Miles

SCORE BAJA 1000

"49th" MONSTER ENERGY

Map is presented by **BFGoodrich** RACING



Start and Fin BC 002
Riviera Convention Center



IMPORTANT "PRERUNNING" NOTICE
Prerunning is an opportunity to view the course at a safe moderate speed. One mile prior to any town/hwy crossing maximum speed should be 30mph. REMEMBER: Prerunning is NOT racing; civilian traffic is possible at any time.

- * Start line to Rm 38 the course will be open for 2 days the week of the race on Wednesday and Thursday outbound only.
- * No prerunning from Rm 0 to Rm 40 as well as Rm 785 to finish.

AVISO IMPORTANTE "PRE-RECORRIDO"
PRE-RECORRIDO ES LA OPORTUNIDAD PARA CONOCER EL CURSO DE DE ESTE A UNA VELOCIDAD SEGURA Y MODERADA.

UNA MILLA ANTES DE CUALQUIER POBLADO, CIUDAD Y CRUCEROS EN CARRETERAS LA VELOCIDAD MAXIMA SERA DE 30MPH.

RECUERDE PRE-RECORRIDO NO ES UN CARRERA, TRAFICO CIVIL ES POSIBLE EN CUALQUIER MOMENTO

- * Línea de salida a Rm 38 el curso estará abierto durante 2 días la semana de la carrera el miércoles y jueves solamente saliente.
- * No se prerunning de 0 a Rm 40, así como Rm 785 para terminar.


Course Markings

- Rm 3 RACE MILEAGE
- STRAIGHT AHEAD
- RIGHT TURN
- LEFT TURN
- WRONG WAY!
- CAUTION!!**

Be advised that not all caution areas are marked. USE EXTREME CAUTION and make your notes during the pre-run!!!

Legend

- Check Point
- Course Direction
- Race Mile
- Start and Finish
- Course
- Speed Zone Area
- Pre-Run Slow Area



Printed by :



Cruz Roja Mexicana



INSTANT MEXICO AUTO INSURANCE